



# Phonics Workshop

October 2023

# Phonics is organised in 'phases'

---

1

Phase 1 – learning about listening and sounds (nursery and start of Reception)

2

Phase 2 – initial sounds (phonemes) single letters and some double letters which make 1 sound

3

Phase 3 – vowel digraphs – a,e,i,o,u  
The most common way to make each of the long vowel sounds

4

Phase 4 – combining consonants – tr, bl, fr

5

Phase 5 – all the alternative ways (graphemes) to make the long vowel sounds (phonemes) – a-e, ay, ai, ey

## Phases 2 3 5

## Grapheme Chart

Phases 2 3 4

Graphemes

s a t p i n m d g o c e u r h b f l j v w x  
s a t p i n m d g o c e u r h b f l j v w x  
ss tt pp nn mm dd gg (w)a cc ea o rr wr bb ff ll g(e) vv wh  
c(e) c(i) c(y) sc st(i) se  
y z qu ch sh th ng ai ee igh oa oo oo ue ar or ur ow oi ear air ure zh  
y z qu ch sh th ng ai ee igh oa oo oo ue ar or ur ow oi ear air ure s  
zz tch ch ci ti si ssi ay ea ie ow u ew u al ear  
a-e e-e i-e o-e oul ue ew u-e u-e  
eigh ie y o oe ey ey i oe ei y



# This is how we plan out the sequence of teaching for Phase 2

PHASE 2			
	Graphemes	Tricky words	Books
Week 1 ( <a href="#">unit 1</a> )	s, a, t, p		
Week 2 ( <a href="#">unit 2</a> )	i, n, m, d		Sid did it Tim's din
Week 3 ( <a href="#">unit 3</a> )	g, o, c, k	to	In a pit It's a din Sid's nits
Assessment Week 4	Page 35 Teaching and Assessment guide for Reception		
Week 5 ( <a href="#">unit 4</a> )	ck, e, u, r	the, no, go	Kit's kip Dig Sid Dig
Week 6 ( <a href="#">unit 5</a> )	h, b, f, ff, l, ll, ss	l, into her	In the pit Tut <del>tut</del> pup The bop Sid's pet rat
Assessment Week 7	Page 40 Teaching and Assessment guide for Reception		

# This is how we plan out the sequence of teaching for Phase 5

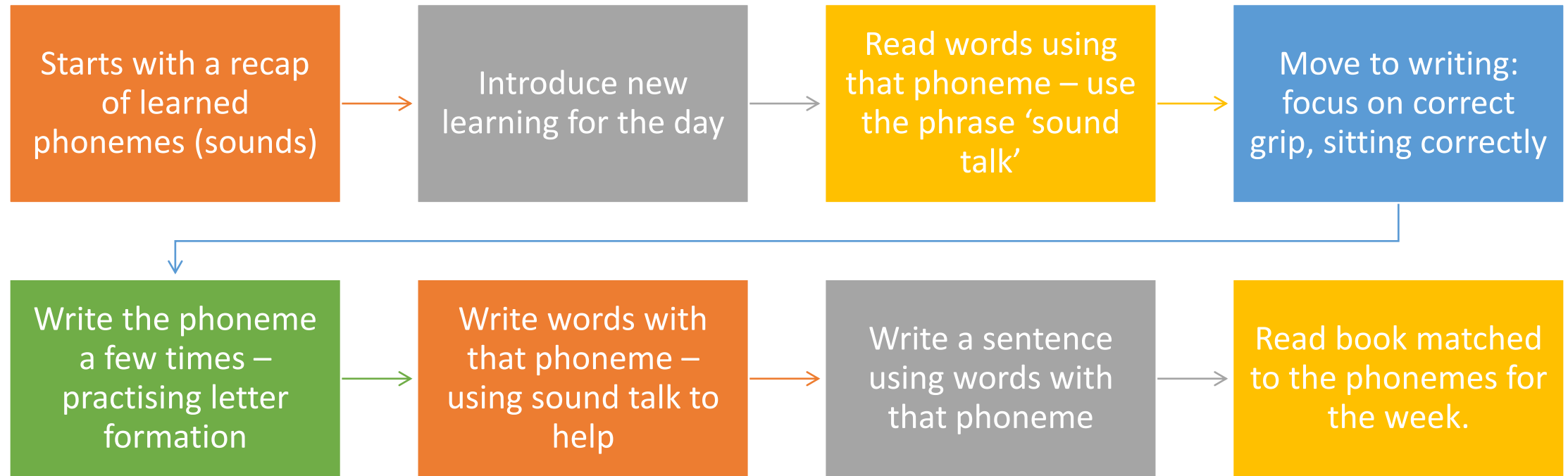
PHASE 5			
	Graphemes	Tricky words	Book
Week 1 ( <a href="#">unit 13</a> )	wh, ph	Oh, their, people	Whizz Keeping a Pet
Week 2 and 3 ( <a href="#">unit 14</a> )	ai (recap), ay, a_e, eigh, ey, ei (long a)	Mr. Mrs, Ms	Dave's Big Day The Runaway Train
Week 4 and 5 ( <a href="#">unit 15</a> )	ee (recap), ea, e_e, ie, ey, y (long e)	looked, called, asked	Sunny Days, Rainy Days Baby-sitting Barney
Week 6 ( <a href="#">unit 16</a> )	igh (recap), ie, i_e, y, i (long e)	water, <a href="#">where</a>	Flying High Butterfly Pie
Week 7 ( <a href="#">unit 17</a> )	oa (recap), ow, o_e, o, oe (long o)	who, again	Animal Skeletons The Snow Monster
Week 8 and 9 ( <a href="#">unit 18</a> )	oo (recap), ew, ue, u_e, (long o), u, oul (short oo)	thought, through	Follow the Clues Bullfrog is the Best
Assessment Week 10	Page 35-36 Teaching and Assessment guide for KS1		
Week 11 ( <a href="#">unit 19</a> )	or (recap), aw, au, al	work, laughed, because	Creepy-crawly Hunt Boring, Boring!
Week 12 ( <a href="#">unit 20</a> )	er, ir, ear	Thursday, Saturday, thirteen, thirty	Sunflowers

# This is how we plan out the sequence of teaching for Phase 6

Phase 6	Week 1	Recap phase 5: Alternative spellings for <u>j</u> <u>ge</u> , g, <u>dge</u> j as in magic j as in hedge j as in huge
Phase 6	Week 2	Recap phase 5: Alternative spellings for s, <u>n</u> and r s as c, cc n as <u>kn</u> , <u>gn</u> r as <u>wr</u>
Phase 6	Week 3	Recap phase 5: alternative spellings for l le – table, cable <u>el</u> – tunnel, squirrel al – metal il - fossil
Phase 6	Week 4	Recap phase 5: Alternative spellings for l, <u>or</u> , u and ( <u>zh</u> ) s. Y as in yet yes / y as in my, fry Or / al – stork / stall U / o – fun / son <u>Zh</u> – as s - pleasure
Phase 6	Week 5 / 6	Past tense ' <u>ed</u> ' suffix Rules for doubling the final consonant Changing present to past


# What does a phonics lesson look like?

---




## Examples of phase 2 and phase 5 recording

Date: 20.09.2022  
Phonics- Phase 2  
Week 1, day 1: To learn  
the grapheme s.



Date: 27.09.2022  
Phonics- Phase 2  
Week 2, day 2: To learn  
the phoneme r.



## Phase 5

22/9

at ay

aray


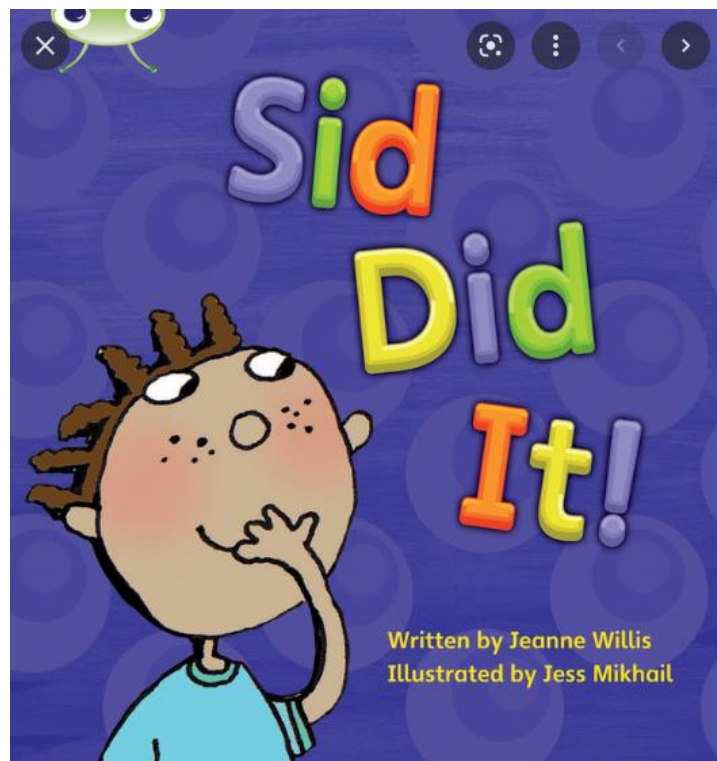
aray

I will stay and  
play.



All our reading books match the week we teach in our phonics sessions. The children practise reading every day in school after their phonics session, with adults listening. We want the children to be fluent and automatic by practising at home and school.

---




<https://www.youtube.com/watch?v=UCI2mu7URBc> – this is a short and useful video of how to pronounce the phonemes correctly. Very helpful.

# Oxford **OWL**

How to pronounce  
pure sounds



- If you google 'phonics bug' or 'active learn log in' they will come to this website.
- It will take you to one called Pearson – put in your details and you should be able to log in.
- If your username or password don't work email school for a reset.

A screenshot of the Pearson 'Sign in' page. The page is white with a light green border. At the top right, there is a question mark icon. The title 'Sign in' is centered at the top. Below the title, there are three input fields: 'Username' with a person icon, 'Password' with a lock icon and a 'Show' link, and 'School code (Primary schools only)' with a building icon. The school code 'hejs' is entered in the third field. Below the input fields, there is a link 'Forgot your username or password?'. A yellow 'Sign in' button is at the bottom. At the very bottom, there is a line of text: 'By signing in, you agree to our Terms of Use.' with a link to the terms of use.

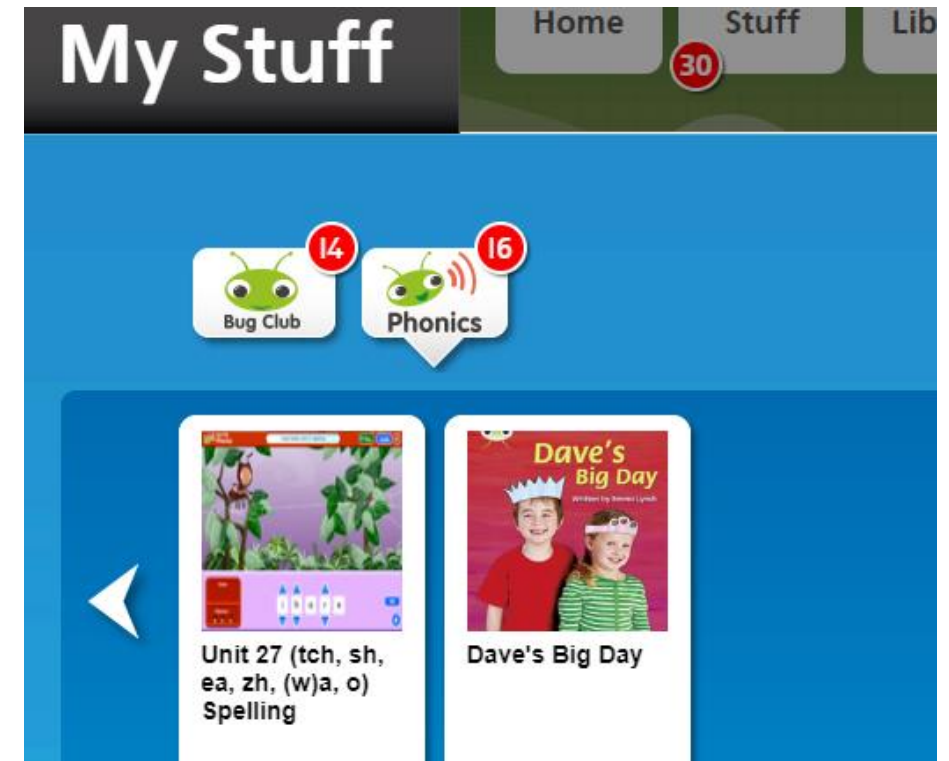


Welcome  
Flora

Click My Stuff to get  
started!



Click on 'My Stuff' and 'Phonics'. There will be phonics related games and books. For Phase 6 books will be in 'Bug Club' as these are colour banded not phonics phases.



# Don't forget...

---

- The more the children practise the same phonics book, the more fluent and automatic they become and that's great!
- The children will have the same book for the week to practise reading the phonemes they are learning in our phonics lessons.
- A lovely bedtime story is important too – for you to share and enjoy.
- You don't have to practise reading, spellings, Phonics bug games, handwriting every night – little and often is the best.